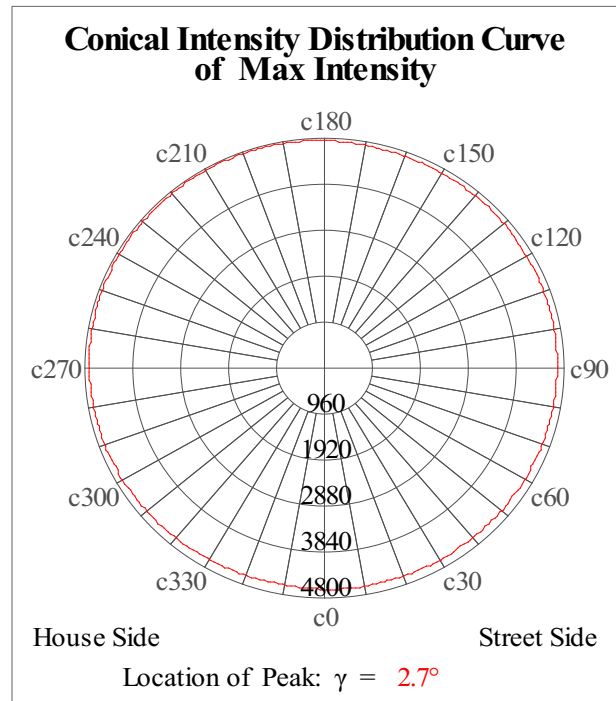
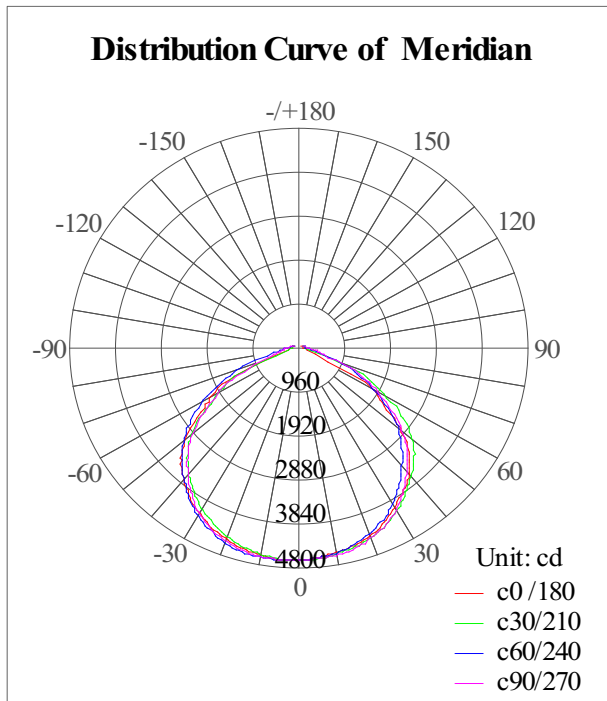


Photometric Data of Lamp

Lamp Description		
Lamp Name: TH-FS600-140W	Lamp Size:	Lamp Weight:
Lamp Type:	Rated Voltage:	Rated Power:
Light Type:	Light Number:	Rated Flux:
Light Standard:	Light Area:	Light Flux:

Measured Data of Lamp			
Voltage: 229.9 V	Current: 0.713 A	Power: 158.5 W	Power Factor: 0.965
Total Flux	12186.43 lm	Central Intensity	4719.91 cd
Lamp Efficiency	0.00%	Light Efficiency	76.89 lm/W
Peak Intensity	4724.65 cd	Location of Peak(c, γ)	(180.0°, 2.7°)
Half-Intensity Angle	107.1°	BeamAngle	126.0°
Upward Light Ratio	0	Downward Light Ratio	100%
Upward Street Side	0	Downward Street Side	5974.70 lm
Upward House Side	0	Downward House Side	6211.73 lm
Flash Area(76°)	0 cm ²	Discomfort Glare(SLI)	0



c Range: 0-360 Degree

c Interval: 10 Degree

Test Speed: Fast

Test Distance: 8.0 m

Note:

 γ Range: 0-90 Degree

 γ Interval: 0.9 Degree

Test Date: 2011-10-20

Test Time: 18:12:34

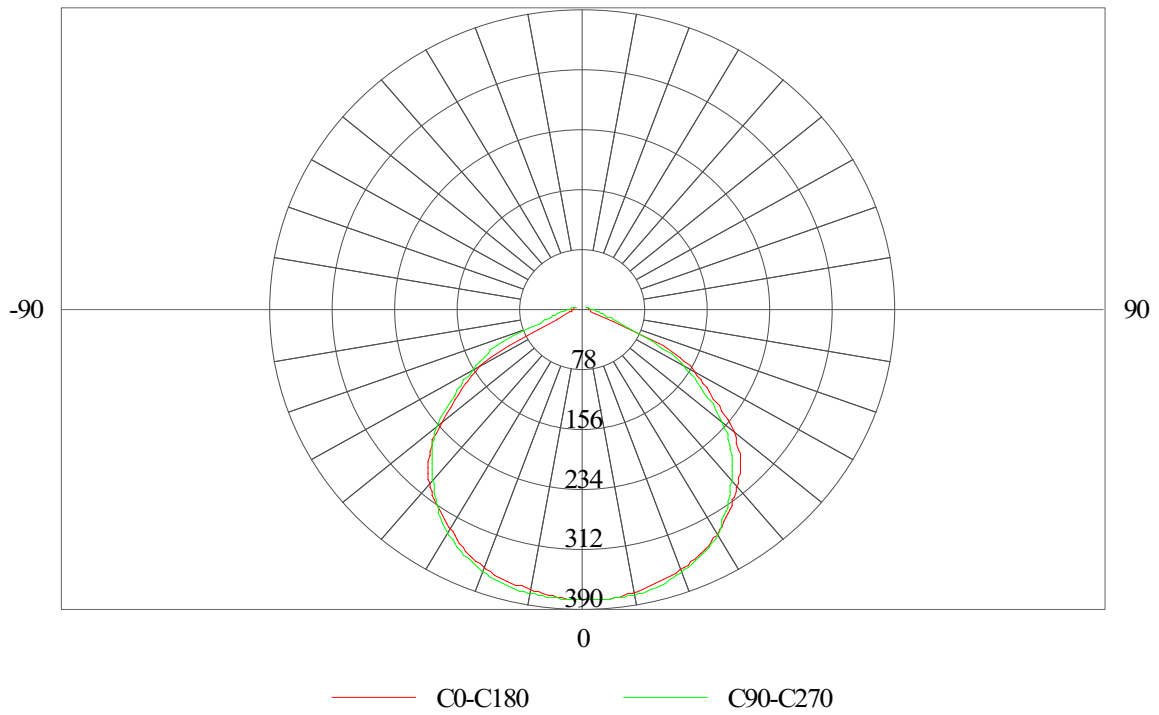
Temperature: 25 Celsius

Humidity: 65%

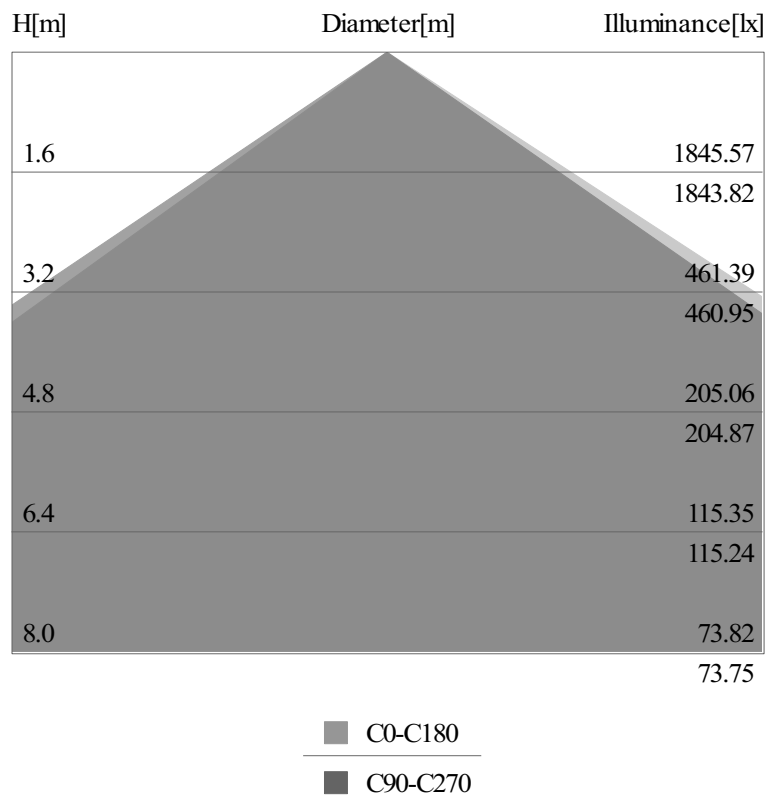
Test No.:

Tester:

cd/1000 lm Curve

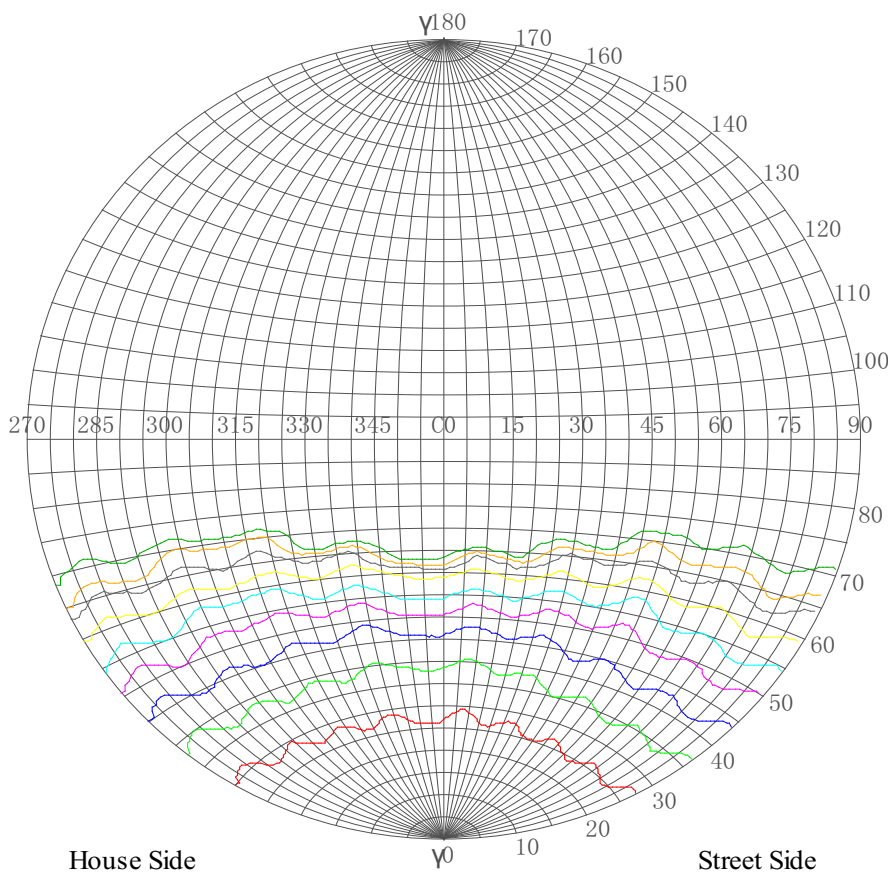


Illumination Cone Curve



Isocandela Curve of Road Lamp (Round Net Curve)

Lamp Description		
Lamp Name: TH-FS600-140W	Lamp Size:	Lamp Weight:
Lamp Type:	Rated Voltage:	Rated Power:
Light Type:	Light Number:	Rated Flux:
Light Standard:	Light Area:	Light Flux:



Road Lamp Type

CIE: cut-off
 CIE: short-narrow extension
 IES: cut-off
 IES: II-very short
 Max. At80: 8.86cd/klm
 Max. At90: 7.4158cd/klm

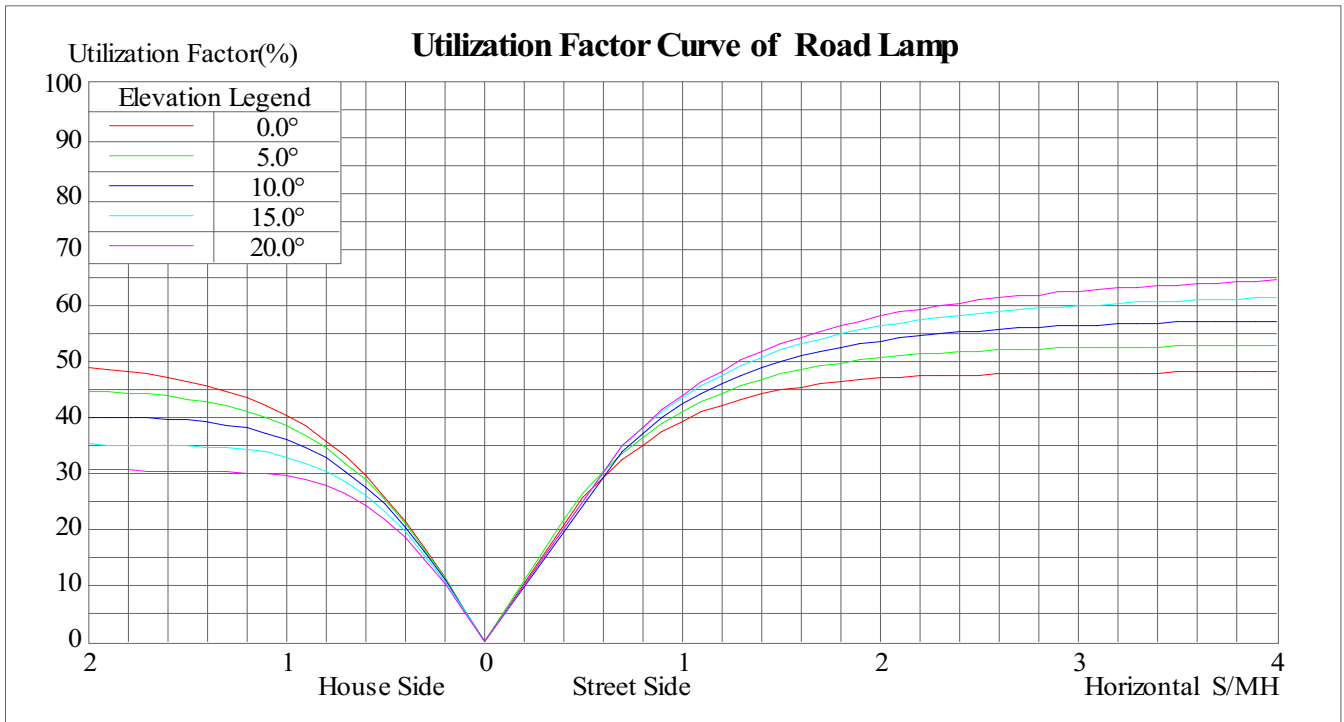
Isocandela Curve(Round Net)	
Intensity Unit	cd
Imax = 100%	4725
— 90%	4253
— 80%	3780
— 70%	3308
— 60%	2835
— 50%	2363
— 40%	1890
— 30%	1418
— 20%	945
— 10%	473

c Range: 0-360 Degree
 c Interval: 10 Degree
 Test Speed: Fast
 Test Distance: 8.0 m
 Note:

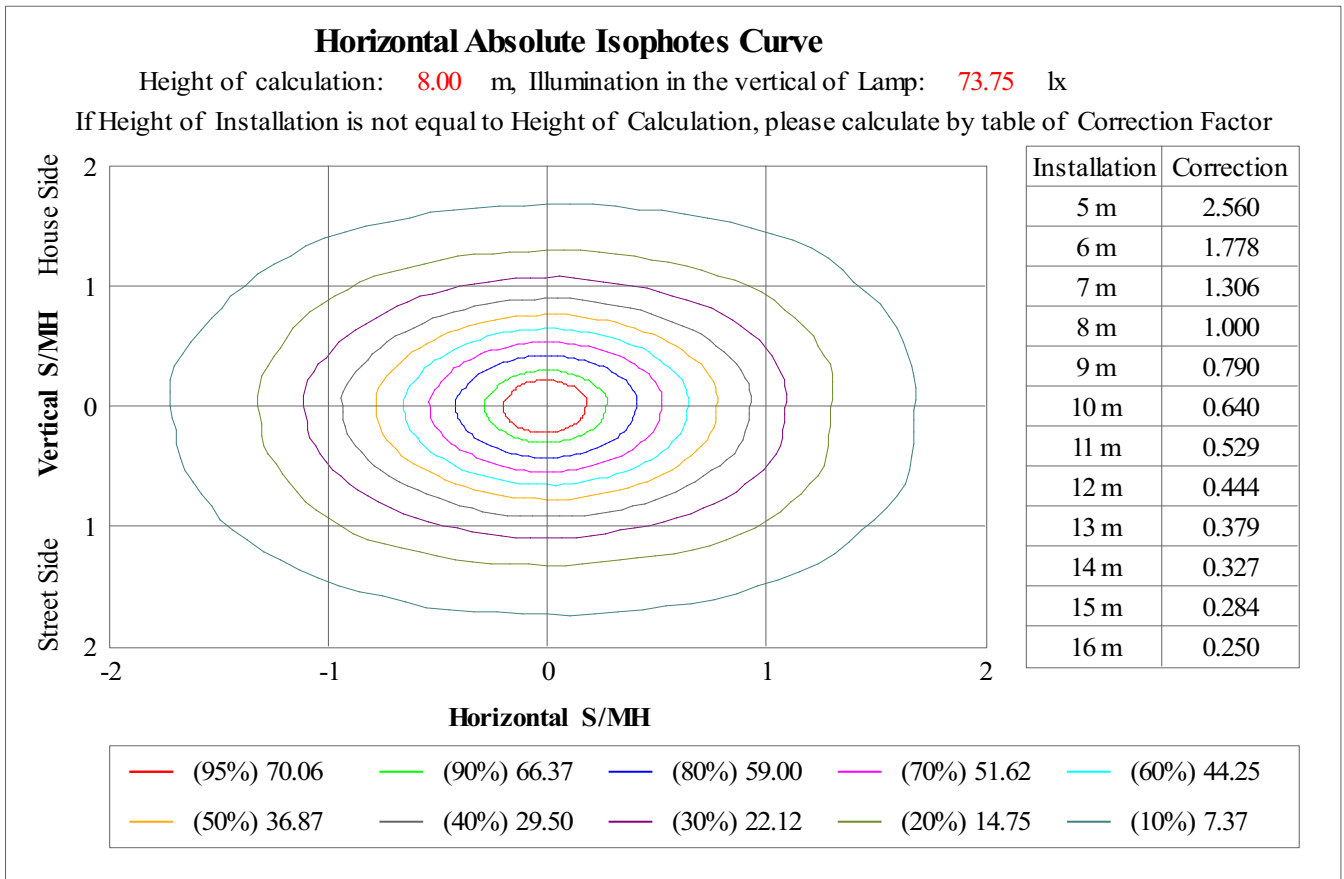
γ Range: 0-90 Degree
 γ Interval: 0.9 Degree
 Test Date: 2011-10-20
 Test Time: 18:12:34

Temperature: 25 Celsius
 Humidity: 65%
 Test No.:
 Tester:

Lamp Utilization Factor Curve

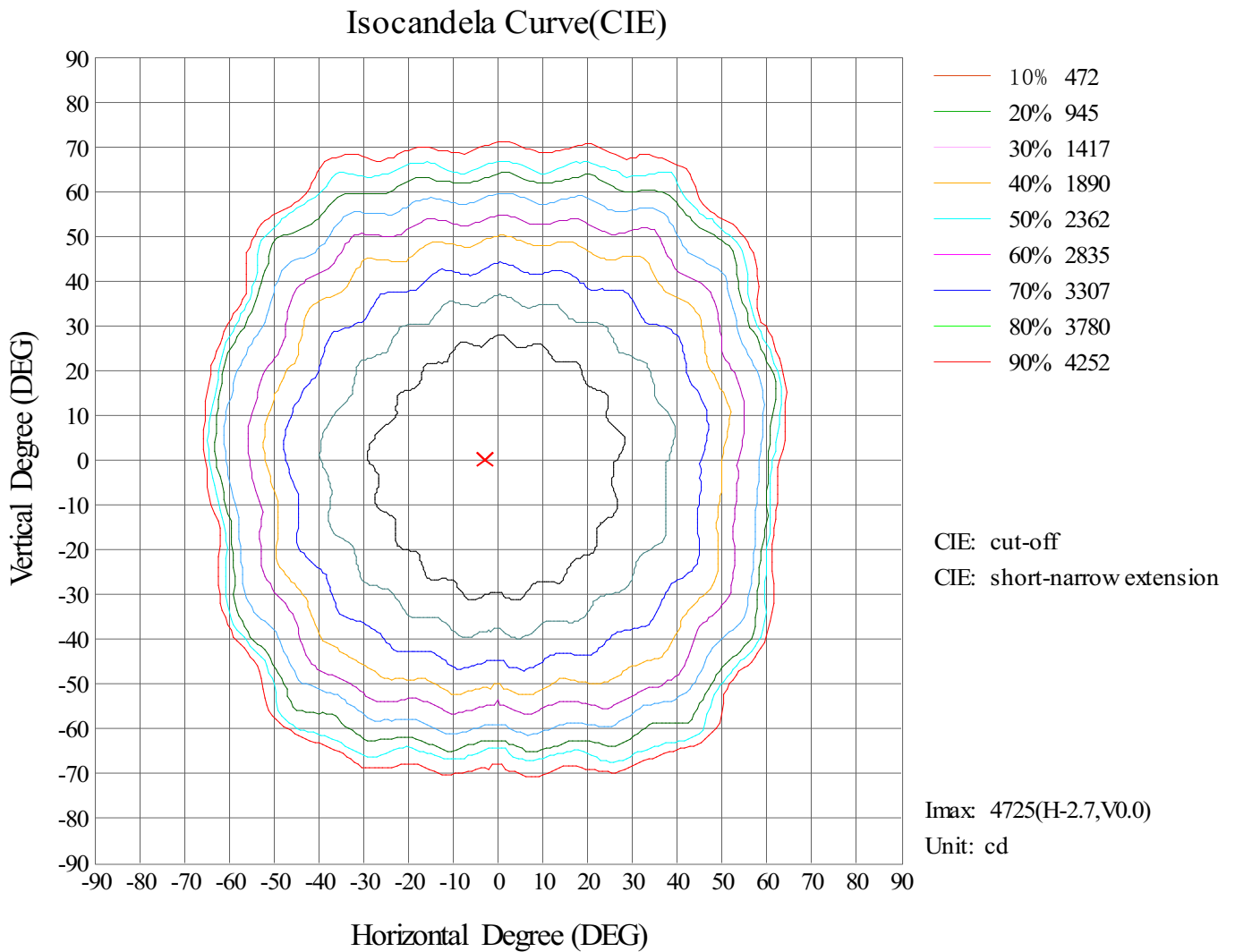


Horizontal Isophotes Curve



Isocandela Curve of Lamp

Lamp Description		
Lamp Name: TH-FS600-140W	Lamp Size:	Lamp Weight:
Lamp Type:	Rated Voltage:	Rated Power:
Light Type:	Light Number:	Rated Flux:
Light Standard:	Light Area:	Light Flux:



c Range: 0-360 Degree

c Interval: 10 Degree

Test Speed: Fast

Test Distance: 8.0 m

Note:

 γ Range: 0-90 Degree

 γ Interval: 0.9 Degree

Test Date: 2011-10-20

Test Time: 18:12:34

Temperature: 25 Celsius

Humidity: 65%

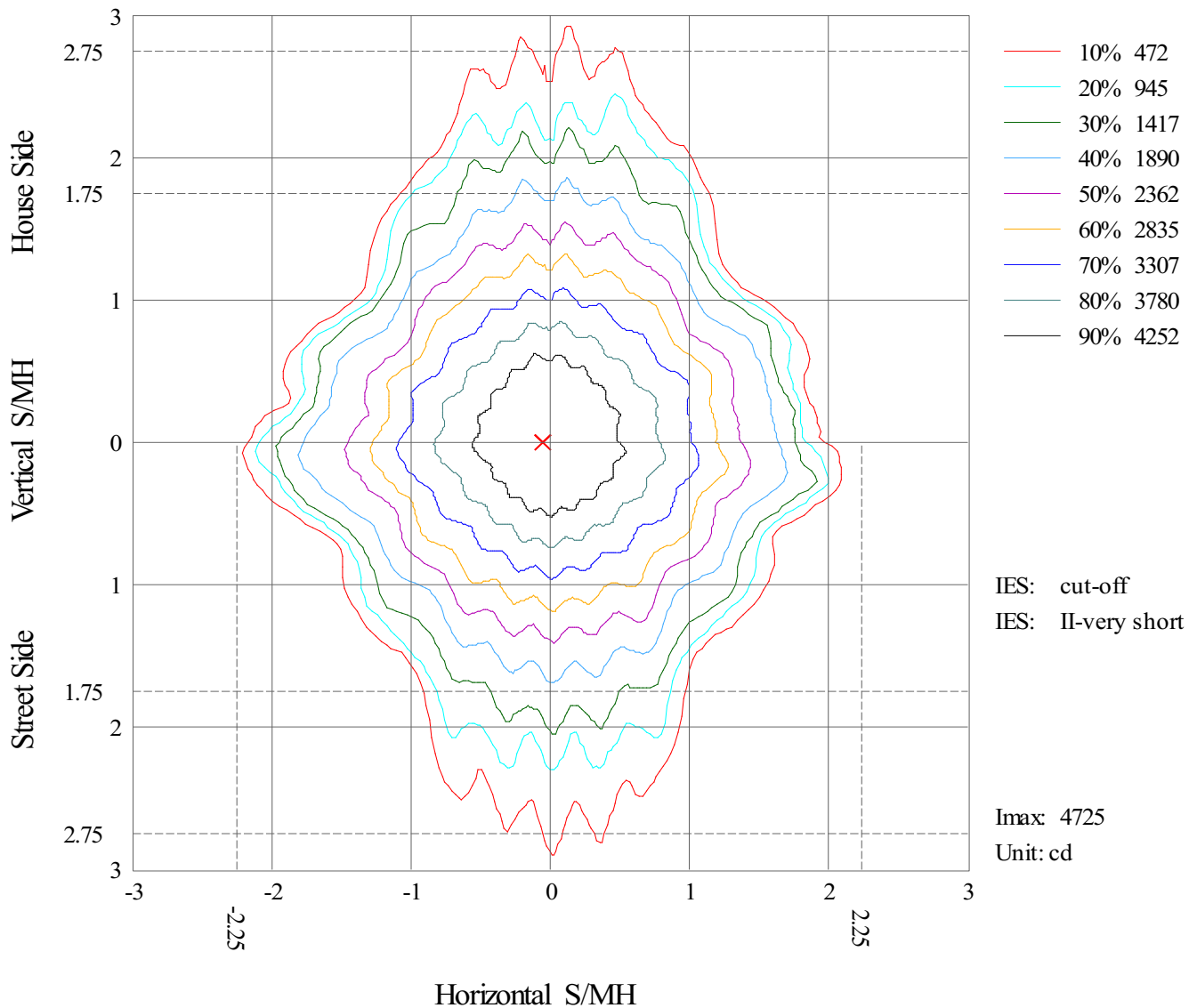
Test No.:

Tester:

Isocandela Curve of Lamp

Lamp Description		
Lamp Name: TH-FS600-140W	Lamp Size:	Lamp Weight:
Lamp Type:	Rated Voltage:	Rated Power:
Light Type:	Light Number:	Rated Flux:
Light Standard:	Light Area:	Light Flux:

Isocandela Curve(IES)



c Range: 0-360 Degree
 c Interval: 10 Degree
 Test Speed: Fast
 Test Distance: 8.0 m
 Note:

γ Range: 0-90 Degree
 γ Interval: 0.9 Degree
 Test Date: 2011-10-20
 Test Time: 18:12:34

Temperature: 25 Celsius
 Humidity: 65%
 Test No.:
 Tester:

